

Parks of Northern Eyre Peninsula






Chatter Box



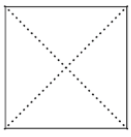
Cut the square out, and fold along the lines to make a chatterbox. Add your own messages and colour in the pictures. Have fun!



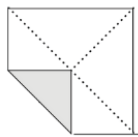
See folding instructions on the back

<p>BLUE</p> 	<p>1</p> 	<p>2</p>	<p>ORANGE</p> 
<p>8</p>	<p>Make the sound of a whale</p>	<p>Name five different types of kangaroo or wallaby</p>	<p>3</p>
<p>7</p>	<p>You are....</p>	<p>Find something red</p>	<p>4</p>
<p>YELLOW</p> 	<p>Act out an animal you've seen recently</p>	<p>I love....</p>	<p>5</p>  <p>PINK</p>
	<p>6</p>	<p>Name a national park or your favourite place to sit in nature</p>	<p>5</p>
		<p>Sing until you see a bird</p>	

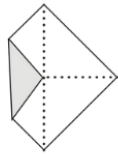
FOLDING INSTRUCTIONS:



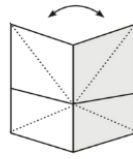
Cut out square. Fold each corner to the opposite corner. Unfold paper.



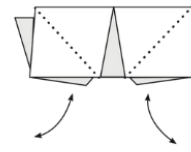
Turn paper facedown and fold all corners into the centre.



Turn paper over so all folds are face down. Fold all corners to the centre.



Fold the paper in half vertically and then open flat.



Fold the paper in half horizontally. Place thumbs and forefingers into four corners of the chatterbox.



Your chatterbox is ready to use.