


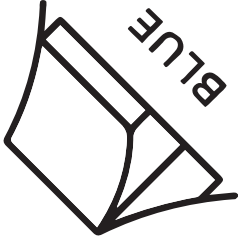
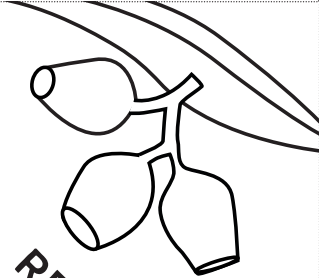

Mount Remarkable National Park Chatter Box



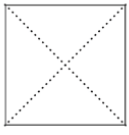
Cut the square out, and fold along the lines to make a chatterbox. Add your own message under number 4, and colour in the pictures. Have fun!



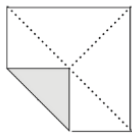
See folding instructions on the back

 <p>GREY</p>	<p>1</p> <p>Find something spiky</p>	<p>2</p> <p>Pretend to be a kangaroo</p>	 <p>BLUE</p>
<p>8</p> <p>What's your favourite native animal?</p>	<p>3</p> <p>Draw a native animal print on the ground using a stick</p>	<p>4</p> <p>Find a new plant sprouting from the ground (Please do not pick it)</p>	<p>7</p> <p>Find five of the same thing</p>
 <p>RED</p>	<p>6</p> <p>Make a pattern with gum leaves on the ground</p>	<p>5</p> <p>Find a new plant sprouting from the ground (Please do not pick it)</p>	<p>4</p> <p>Find five of the same thing</p>
<p>7</p> <p>Find five of the same thing</p>	<p>6</p> <p>Make a pattern with gum leaves on the ground</p>	<p>5</p> <p>Find a new plant sprouting from the ground (Please do not pick it)</p>	 <p>BROWN</p>

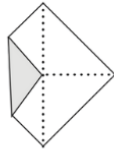
FOLDING INSTRUCTIONS:



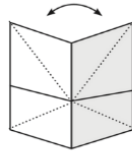
Cut out square. Fold each corner to the opposite corner. Unfold paper.



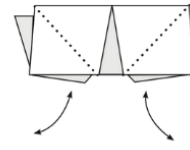
Turn paper facedown and fold all corners into the centre.



Turn paper over so all folds are face down. Fold all corners to the centre.



Fold the paper in half vertically and then open flat.



Fold the paper in half horizontally. Place thumbs and forefingers into four corners of the chatterbox.



Your chatterbox is ready to use.